



Time to Quilt

Block 20

FREE PATTERN



Blocks shown in Ketan and Banyan Classics
Ketan - 81000-627 | Banyan Classics - 81205-10



Designed by A Quilter's Dream
www.aquiltersdream.com

www.BanyanBatiks.com




Time to Quilt


Block 20

FREE PATTERN

- Make the same block twice
- Blocks are mirror images
- Unfinished block size is 9 1/2"



Block 20a.



Block 20b.

2 contrasting fabrics—fat 1/8 yard each

Label your fabrics #1 & #2 (It doesn't matter which way you label them)

From each fabric cut:

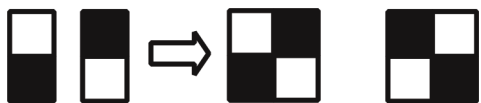
(2) 2" x WOF strips

Block 20a. & 20b. Take (1) 2" strip from fabric #1 and (1) 2" strip from fabric #2. Sew these strips together lengthwise. Sub cut sewn strips into (8) 3 1/2" squares and (6) 2" x 3 1/2" rectangles. (See diagram below.)

Take the other 2" strip from fabric #1 and #2 and cut each into (4) 2" x 3 1/2" units.

Sew the remaining strip lengths of fabrics #1 & #2 together lengthwise and cut into (6) 2" x 3 1/2" units.

Take (4) 2" x 3 1/2" units and sew together in pairs with one unit turned opposite the other to yield two center units as shown below.



Take (4) 2" x 3 ½" rectangles of fabric #1 and sew alongside the 2-patches as shown below.
 Make four of these units.
 Take (4) 2" x 3 ½" rectangles of fabric #2 and sew alongside the 2-patches as shown below.
 Make four of these units.
 Use Block 20a. & Block 20b. diagrams above to layout your units then sew together.

