



Time to Quilt

Block 19

FREE PATTERN



Blocks shown in Ketan and Lustre
Ketan - 81000-998 | Lustre - 81221-63



Designed by A Quilter's Dream
www.aquiltersdream.com

www.BanyanBatiks.com

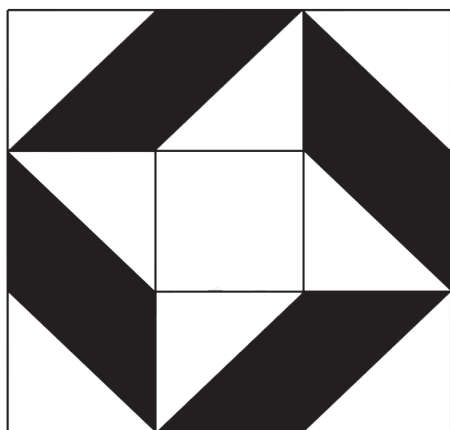


Time to Quilt


Block 19

FREE PATTERN

- Make the same block twice
- Blocks are mirror images
- Unfinished block size is $9 \frac{1}{2}$ "



Block 19a.



Block 19b.

2 contrasting fabrics— $\frac{1}{8}$ yard each

Label your fabrics #1 & #2 (It doesn't matter which way you label them)

From each of the fabrics cut:

(1) $3 \frac{7}{8}$ " x WOF strip

Cut (8) $3 \frac{7}{8}$ " squares

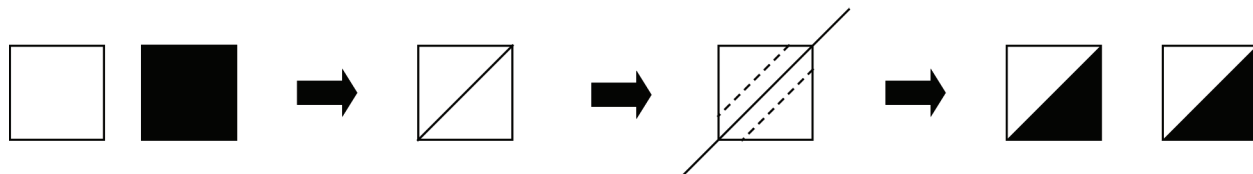
Trim strip down to $3 \frac{1}{2}$ "

Cut (1) $3 \frac{1}{2}$ " square

Block 19a. Take (4) $3 \frac{7}{8}$ squares from fabric #1 and (4) $3 \frac{7}{8}$ squares from fabric #2.

Place one square of each fabric right sides together and draw a diagonal line on the wrong side of one of the squares. Pin. Stitch a scant $\frac{1}{4}$ " away from both sides of the drawn line.

Cut apart on the drawn line and you have two sewn half square triangle units. Repeat this process to yield a total of eight sewn half square triangle units. See diagram below.



Arrange (1) $3 \frac{1}{2}$ " square of fabric #1 in the center, with eight of your half square triangle units as shown in Block 19a. diagram above. Sew together.

Block 19b. Take (4) $3\frac{7}{8}$ squares from fabric #2 and (4) $3\frac{7}{8}$ squares from fabric #1. Place one square of each fabric right sides together and draw a diagonal line on the wrong side of one of the squares. Pin. Stitch a scant $\frac{1}{4}$ " away from both sides of the drawn line. Cut apart on the drawn line and you have two sewn half square triangle units. Repeat this process to yield a total of eight sewn half square triangle units. See diagram above.

Arrange (1) $3\frac{1}{2}$ " square of fabric #1 in the center, with eight of your half square triangle units as shown in Block 19b. diagram above. Sew together.