




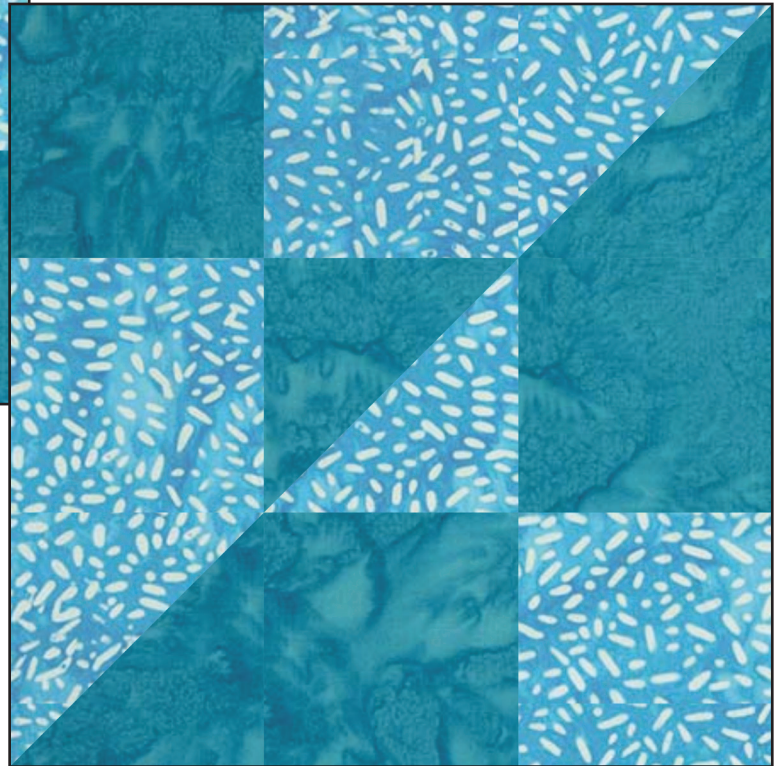
Time to Quilt

Block 18

FREE PATTERN



Blocks shown in Ketan & Shadows
Ketan - 81000-621 | Shadows - 81300-62



Designed by A Quilter's Dream
www.aquiltersdream.com

www.BanyanBatiks.com




Time to Quilt


Block 18

FREE PATTERN

- Make the same block twice
- Blocks are mirror images
- Unfinished block size is 9 1/2"



Block 18a.



Block 18b.

2 contrasting fabrics - 1/8 yard each

Label your fabrics #1 & #2 (It doesn't matter which way you label them) From each of the fabrics cut:

3 7/8" x WOF strip

Cut (4) 3 7/8" squares

Trim strip down to 3 1/2"

Cut (6) 3 1/2" squares

Block 18a. Take (2) 3 7/8" squares from fabric #1 and (2) 3 7/8" squares from fabric #2.

Place one square of each fabric right sides together and draw a diagonal line on the wrong side of one of the squares. Pin. Stitch a scant 1/4" away from both sides of the drawn line. Cut apart on the drawn line and you have two sewn half square triangle units. Repeat this process to yield a total of four sewn half square triangle units. See diagram below. There will be one extra unit.



Arrange (3) 3 1/2" squares of fabric #1 and (3) 3 1/2" squares of fabric #2 with three of your half square triangle units as shown in Block 18a. diagram above. Sew together.

Block 18b. Take (2) $3\frac{7}{8}$ " squares from fabric #2 and (2) $3\frac{7}{8}$ " squares from fabric #1. Place one square of each fabric right sides together and draw a diagonal line on the wrong side of one of the squares. Pin. Stitch a scant $\frac{1}{4}$ " away from both sides of the drawn line. Cut apart on the drawn line and you have two sewn half square triangle units. Repeat this process to yield a total of four sewn half square triangle units. See diagram above. There will be one extra unit.

Arrange (3) $3\frac{1}{2}$ " squares of fabric #1 and (3) $3\frac{1}{2}$ " squares of fabric #2 with three of your half square triangle units in Block 18b. diagram above. Sew together