





Time to Quilt

Block 15

FREE PATTERN



Blocks shown in Banyan Classics & Brush Strokes
Banyan Classics - 81205-10 | Brush Strokes - 81230-62



Designed by A Quilter's Dream
www.aquiltersdream.com

www.BanyanBatiks.com



Time to Quilt


Block 15

FREE PATTERN

- Make the same block twice
- Blocks are mirror images
- Unfinished block size is $9\frac{1}{2}$ "



Block 15a.



Block 15b.

2 contrasting fabrics - fat $\frac{1}{8}$ yard each

Label your fabrics #1 & #2 (It doesn't matter which way you label them)

From each fabric cut - (1) $3\frac{1}{2}$ " square & (2) 2" x length of remainder of fabric.

Block 15a. Take (1) 2" strip from fabric #1 and (1) 2" strip of fabric #2. Sew these strips together lengthwise. (See diagram below.) Sub cut sewn strips into (4) $3\frac{1}{2}$ " squares and (4) 2" x $3\frac{1}{2}$ " rectangles.



Take the other 2" strip from fabric #1 and cut into (4) 2" x $3\frac{1}{2}$ " units.

Take a 2" x $3\frac{1}{2}$ " rectangle and sew alongside a 2-patch as shown below. Make four of these units.



Place all units—including the $3\frac{1}{2}$ " square from fabric #1 you cut in the beginning—as shown in Block 15a. diagram above and sew together.

Block 15b. Take (1) 2" strip from fabric #2 and (1) 2" strip of fabric #1. Sew these strips together lengthwise. (See diagram above.) Sub cut sewn strips into (4) 3 ½" squares and (4) 2" x 3 ½" rectangles.

Take the other 2" strip from fabric #2 and cut into (4) 2" x 3 ½" units.

Take a 2" x 3 ½" rectangle and sew alongside a 2-patch as shown above. Make four of these units.

Place all units—including the 3 ½" square from fabric #2 you cut in the beginning— as shown in Block 15b. diagram above and sew together.