



Time to Quilt

Block 14

FREE PATTERN



Blocks shown in Ketan and Lustre
Ketan - 81000-998 | Lustre - 81221-62



Designed by A Quilter's Dream
www.aquiltersdream.com

www.BanyanBatiks.com




Time to Quilt


Block 14

FREE PATTERN

- Make the same block twice
- Blocks are mirror images
- Unfinished block size is 9 1/2"



Block 14a.



Block 14b.

2 contrasting fabrics - 1/6 yard (or 6") each

Label your fabrics #1 and #2 (It doesn't matter which way you label them)

From each of the fabrics cut:

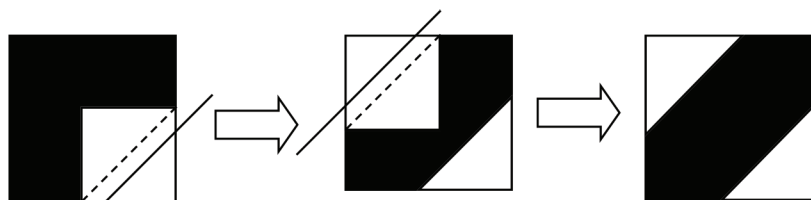
(1) 3 1/2" x WOF strip & (1) 2" x WOF strip

Cut (9) 3 1/2" squares & (18) 2" squares

Block 14a. Take (9) 3 1/2 squares from fabric #1 and (18) 2" squares from fabric #2.

Place one of the 2" squares right sides together onto the bottom right corner of the 3 1/2" square. Draw a diagonal line from corner to corner as shown. Sew along drawn line. Cut off excess fabric 1/4" above seam line. Press the stitched block open. Repeat this process with another 2" square on the opposite corner so that you have a pieced unit as shown in diagram below. Make (9).

Place sewn units together as shown in Block 14a. diagram above. Sew together.



White and Black are reversed in diagram for clarity

Make 9

Block 14b. Take (9) 3 ½ squares from fabric #2 and (18) 2" squares from fabric #1. Place one of the 2" squares right sides together onto the bottom right corner of the 3 ½" square. Draw a diagonal line from corner to corner as shown. Sew along drawn line. Cut off excess fabric ¼" above seam line. Press the stitched block open. Repeat this process with another 2" square on the opposite corner so that you have a pieced unit as shown in diagram above. Make (9).

Place sewn units together as shown in Block 14b. diagram above. Sew together.