





# Time to Quilt

## Block 10

FREE PATTERN



Blocks shown in Brush Strokes & Banyan Classics  
Brush Strokes - 81230-63 | Banyan Classics - 81205-10



Designed by A Quilter's Dream  
[www.aquiltersdream.com](http://www.aquiltersdream.com)

[www.BanyanBatiks.com](http://www.BanyanBatiks.com)




# Time to Quilt


## Block 10

FREE PATTERN

- Make the same block twice
- Blocks are mirror images
- Unfinished block size is 9 1/2"



Block 10a.



Block 10b.


2 contrasting fabrics—1/8 yard each

Label your fabrics #1 and #2 (It doesn't matter which way you label them)

From each of the fabrics cut:

From the 1/8 yd of each fabric cut (1) 3 1/2" square

Cut remaining strip into (2) 2" strips (see below)



**Block 10a.** Take (1) of the 2" strips from fabric #1 and (1) of the 2" strips from fabric #2. Sew strips together and sub cut into 2" sections yielding eight 2-patch rectangles and four 3 1/2" squares. See diagram below. Take the 3 1/2" square from fabric #1 and place in center of block. Place all other units as shown in Block 10a. diagram above and sew together.

**Block 10b.** Take (1) of the 2" strips from fabric #2 and (1) of the 2" strips from fabric #1. Sew strips together and sub cut into 2" sections yielding eight 2-patch rectangles and four 3 1/2" squares. See diagram below. Take the 3 1/2" square from fabric #2 and place in center of block. Place all other units as shown in Block 10b. diagram above and sew together.

