

PANEL



by Deborah Edwards & Melanie Samra

# Vitamin Sea

DP25416-66

28"L x 43"W

SELVAGE

# Vitamin Sea

by Deborah Edwards & Melanie Samra



SELVAGE

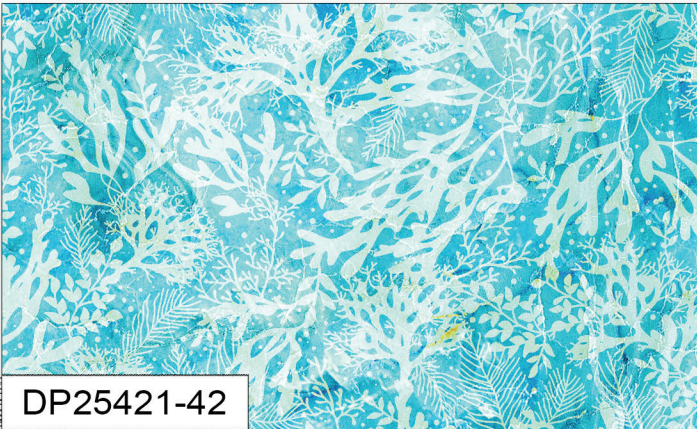


DP25422-62



DP25418-48

SELVAGE



DP25421-42




DP25420-46

SELVAGE




DP25419-44



DP25423-48

# Vitamin Sea



by Deborah Edwards & Melanie Samra

SELVAGE




DP25418-11



DP25419-64

SELVAGE




DP25423-11




DP25420-66

SELVAGE



DP25423-64



DP25423-68

# Vitamin Sea



by Deborah Edwards & Melanie Samra

SELVAGE



DP25421-72

SELVAGE




DP25422-74

SELVAGE



DP25421-76




WIDEBACKING  
AVAILABLE

DP25417-66

24" L x 43" W

SELVAGE



by Deborah Edwards & Melanie Samra

# Vitamin Sea

**Bag Instructions:**

1. Cut out bag pieces along the edges of the designs. Do not pre-wash the panel.
2. Serge or zig zag top edge of the pocket piece. Fold & press 1/2" seam allowance on all sides of the pocket. Sew along top edge.
3. Pin the pocket in place where desired on the inner back (wrong) side of the bag and sew side & bottom edges.
4. Fold bag in half right sides together. Sew both sides with 1/2" seam. Serge or zig zag along the seam allowance.
5. Prepare straps by folding in half lengthwise, wrong sides together. Open and fold each long raw edge to the center crease and press. Top stitch 1/4" along both long edges.
6. Fold top edge of the bag over twice at 3/4" towards the wrong side.
7. Mark the desired placement of the straps on each side of the bag. Slip raw edges of straps under the folded top edge of the bag. Fold straps up and away from the bag. Pin in place. Sew around top edge of the bag, securing straps in place.
8. Sew crease line down the center of the bag along a lined line.




DP25424-66

24" L x 43" W

SELVAGE

# Vitamin Sea



by Deborah Edwards & Melanie Samra

Warm sun on your face, white sand between your toes and the peaceful sound of the surf gently caressing the sandy shore...ahh, the serenity of Vitamin Sea. Created by design duo, Deborah Edwards and Melanie Samra, Vitamin Sea is a journey to paradise in watery shades of indigo, turquoise, peacock, and seafoam from the darkest darks to the lightest lights. A variety of multi-directional prints featuring shells and textures play a supporting role to the stunning panel and running yardage ombre. As well, a quick sew tote is offered, which can be used for its intended purpose or deconstructed and used in a quilt project. Take a trip to paradise with Vitamin Sea!